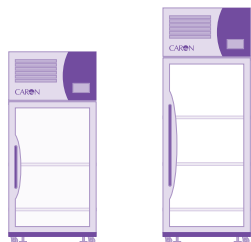




# REACH-IN/SHAKER-READY CO<sub>2</sub> INCUBATORS

CARON®



7401-25 / 7401-33

## PRODUCTION-SCALE INCUBATION

Finally, large-scale culture incubators that provide the precise environment, cleanability, and capacity needed for the highest density suspended and adherent cell culture.




Your process can't tolerate downtime and is constantly growing. Why accept a conventional shaker or reach-in CO<sub>2</sub> incubator that's difficult to clean and decontaminate, and doesn't hold the max number of heavy flasks or vessels. Caron's second generation 7401 Series Shaker-Ready Reach-In's are designed for the next generation of high-density bioproduction applications.

## CULTURE QUALITY

**Critical culture growth conditions. Now in a production-scale growth chamber.**

- Uniform back to front airflow and tightly sealed foam insulated cabinet for tight  $\pm 0.3^{\circ}\text{C}$  temperature uniformity, even when full.
- Latest-generation IR CO<sub>2</sub> sensor is stable and constant, even when RH conditions vary.
- Optional one-handed positive door latch/lock system prevents temperature and humidity loss due to incomplete door closure.
- Touchscreen controls with alerts keep you ahead of unit preventative maintenance situations.



## CLEAN CONDITIONS

**Your reach-in is a workhorse. We can help you keep it working clean.**

- Available 2-hour dry H<sub>2</sub>O<sub>2</sub> cycle, for fast validatable chamber sterilization, with no post-cycle reassembly or wipedown.
- Tool-free interior disassembles in 3 minutes, for fast and easy cleanup.
- No standing water; available controlled RH system eliminates contamination-prone water pan.



## FACILITY-FRIENDLY

**Built to work on your site. Whether or not your site was built for chambers.**

- Standard plug-in electrical and low power usage reduce both setup and operating costs.
- Features you need, such as corrosion-resistant stainless steel interior, glass doors, access ports, and casters and levelling feet, are standard on every chamber.
- Intuitive touchscreen controls are powerful, yet require minimal training to use.
- 25 ft<sup>3</sup> units roll in through standard door openings.

## SIZE OPTIONS TO FIT YOUR PROCESS

Caron's 7401 Series shaker-ready reach-ins maximize your capacity within the available production space.\* Working volumes available in 25 or 33 ft<sup>3</sup>



Model  
7401-33



Model  
7401-25

\* Units shown with VWR Advanced 3500 Orbital Shakers, sold separately.

## ACCESSORY OPTIONS TO FIT YOUR APPLICATIONS

Caron offers a wide range of reach-in accessories, to customize chambers to fit your lab's exact needs.



INDEPENDENT INNER DOORS



ANALOG/DIGITAL OUTPUTS



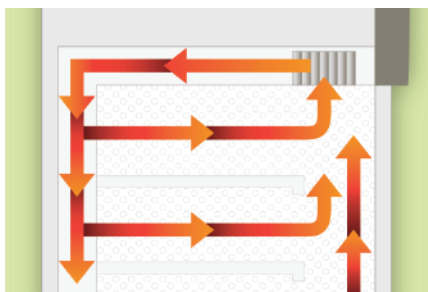

CELL ROLLER READY



WIRE/SOLID/ULTRA-LEVEL SHELVES



# PRODUCTION SCALE INCUBATION



## Available Chamber Sterilization

- Unique validated 2 hour H<sub>2</sub>O<sub>2</sub> chamber sterilization\*
- Removable module can be moved from chamber to chamber
- Fast cycle setup and cleanup

## Equipment-Ready

- Reinforced shelves handle vibration and weight, for large shakers with full platforms\*\*
- Built-in refrigeration removes equipment heat, preventing overtemperature events
- Standard GFI outlets for equipment plug and play within the chamber

## Heaviest Vessel Loads

- Reinforced shelving holds dense weight of multi-layer adherent culture vessels
- Adjustable without tools, for quick conversion between vessel heights and loads
- Fill up every shelf with a 500 lb maximum (226kg) static chamber load

## Uniform Directed Airflow

- Back to front airflow
- Positive pressure plenum design
- Uniform conditions even when heavily loaded

\* H<sub>2</sub>O<sub>2</sub> cycle may not be compatible with shaker components. Consult manufacturer, or remove shakers from chamber prior to initiating cycle.

\*\* Maximum shaker speed 250 RPM with a .75" or larger orbit.

## SPECIFICATIONS

Caron's reach-in, shaker-ready incubators are available in either 25 or 33 cubic foot capacities, and in 115V and 208/230V, 60Hz, and 230V 50Hz variants.

SPECIFICATIONS		
Model	7401-25	7401-33
Temperature Range	20 to 60°C (At 200W Max Heat Load At 20°C)	
Temperature Control	±0.1°C	
Temperature Uniformity	±0.3°C	
Temperature Sensor	RTD	
Humidity Range	Elevated up to 95% at 37°C*	
Controlled Humidity Range	Ambient to 95% RH/±3% RH*	
CO <sub>2</sub> Range	0-20% CO <sub>2</sub>	
CO <sub>2</sub> Control	±0.1% CO <sub>2</sub>	
CO <sub>2</sub> Sensor	Infrared CO <sub>2</sub> Sensor	
Internal Outlets	3/GFCI Protected	
Interior Dimensions	32" W x 27" D x 52.7" H (81.3cm x 68.6cm x 133.9cm)	32" W x 27" D x 65.7" H (81.3cm x 68.6cm x 166.9cm)
Exterior Dimensions	35.5" W x 33.3" D* x 77.1" H** (90.2cm x 84.6cm x 195.8cm)	35.5" W x 33.3" D* x 90.1" H** (90.2cm x 84.6cm x 228.9cm)
Interior Construction	2B Finish Solid Stainless Steel (Type 304)	
Exterior Construction	Powder Coated Cold Rolled Steel	
Work Space	25 ft <sup>3</sup> (708 liters)	33 ft <sup>3</sup> (934 liters)
Shelf Count	2 Standard***	3 Standard***
Shelf Construction	Reinforced Perforated Stainless Steel (Type 304)	
Shelf Capacity	150 lbs. Each (68kg.)	
Shelf Dimensions	29.25" W x 24.45" D (74.3cm x 62.1cm)	
Shipping Weight lbs.	725 lbs. (825 lbs.) ****	775 lbs. (1,050 lbs.) ****
Shipping Weight kg.	329 kg. (374 kg.) ****	352 kg. (476 kg.) ****

Specifications based on 20C ambient and standard voltage. Specifications are subject to change without notice. \*Optional feature. \*\*Add 2.75" for handle. \*\*\*Additional reinforced or standard shelves may be added for conforming dynamic loads. \*\*\*\* 7401-25-3 and 7401-33-3; Includes Export Shipping Crate.

## ELECTRICAL

Model	7401-25-1 7401-33-1	7401-25-2 7401-33-2	7401-25-3 7401-33-3
Volts	115V	208-230V	230V
Hertz	60Hz	60Hz	50Hz
Amps	16A	10A	10A

## CELL-ROLLER AND SHAKER/CELL-ROLLER READY

Cell roller and cell roller/shaker optimized units also available. Units equipped with chamber ramp, for easy roller insertion or removal. Capacities available for up to 7 roller tiers.

7402-25	7402-33	7403-25	7403-33
Cell Roller Ready CO <sub>2</sub> Incubators 25ft <sup>3</sup> (708L) Up to 5 Tiers*	Cell Roller Ready CO <sub>2</sub> Incubators 33ft <sup>3</sup> (934L) Up to 7 Tiers*	Cell Roller and Shaker Ready CO <sub>2</sub> Incubators 25ft <sup>3</sup> (708L) 1 Shaker Up to 3 Tiers*	Cell Roller and Shaker Ready CO <sub>2</sub> Incubators 25ft <sup>3</sup> (934L) 1 Shaker Up to 5 Tiers*

\* Unit capacity with Wheaton Cell Roller apparatus, sold separately through VWR international.

## ACCESSORIES

ACCESSORIES / Factory Installation	
Part No.	Description
DLOG301	Data Logging to USB Port
GASG302	Built-In Gas Guard / Detects Low Gas Pressure and Automatically Switches from Primary to Secondary Tank
HUMD305	Elevated Humidity Via Water Pan System / Ambient to 95% Includes Display (7401 Only)
HUMD307	Controlled gVapor Humidity / Ambient to 95% / Includes Display
HUMD315	Humidity Sensor & Readout / Does Not Add or Control Humidity

ACCESSORIES / Customer Installation	
Part No.	Description
CRSY102	Condensate Recirculating System / Provides a Pure Water Source for Chambers (Requires HUMD307)
REGL101	CO <sub>2</sub> Tank Regulator / 2-Stage, Range 0-2,000 PSI / Dual Pressure Gauges
SHLF300	1 Perforated Shelf and Shelf Tracks
SHLF301	1 Wire Rod Shelf and Shelf Tracks
SHLF302	1 Solid Shelf and Shelf Tracks
SHLF303	1 Heavy-Duty Shelf Kit
SHLF320	1 Ultra-Level Glass Shelf
STER301	H <sub>2</sub> O <sub>2</sub> Sterilization Module (Requires STER306)
STER302	Single-Use 35ml H <sub>2</sub> O <sub>2</sub> Canister (Use with STER301)
STER303	Set of 5 35ml H <sub>2</sub> O <sub>2</sub> Canisters (Use with STER301)

**ACCESSORIES / On-Site Installation\***

<b>Part No.</b>	<b>Description</b>
ALRM302	Remote Alarm Contacts Provide NO & NC Dry Contacts
DOOR310	Light Tight Door Cover / 25 ft <sup>3</sup> Units
DOOR312	Light Tight Door Cover / 33 ft <sup>3</sup> Units
DOOR318	Independent Sealed Inner Door Kit / 3 Sections / 25 ft <sup>3</sup> Units
DOOR319	Independent Sealed Inner Door Kit / 4 Sections / 33 ft <sup>3</sup> Units
LGHT602	UV Germicidal Lamp for Incoming Water Line (Requires HUMD304)
LTCH301	One-Handed Outer Door Latch
LTCH302	One-Handed Outer Door Latch with Integral Key Lock
OUTP302	Universal Analog Output (0-5V, 4-20mA) / Provides 2 Connections for Monitoring Temperature and Humidity or CO <sub>2</sub>
OUTP303	Universal Analog Output (0-5V, 4-20mA) / Provides 3 Connections for Monitoring Temperature, Humidity and CO <sub>2</sub> (Requires HUMD304)
STER306	H <sub>2</sub> O <sub>2</sub> Sterilization Prep / Required for Use of STER301 Sterilization Module

\*On-Site Installations are performed by a trained technician.



**CARON PRODUCTS & SERVICES, INC.**

PO Box 715 / Marietta OH 45750

PHONE 740 373 6809 / 800 648 3042

FAX 740 374 3760

caronproducts.com